

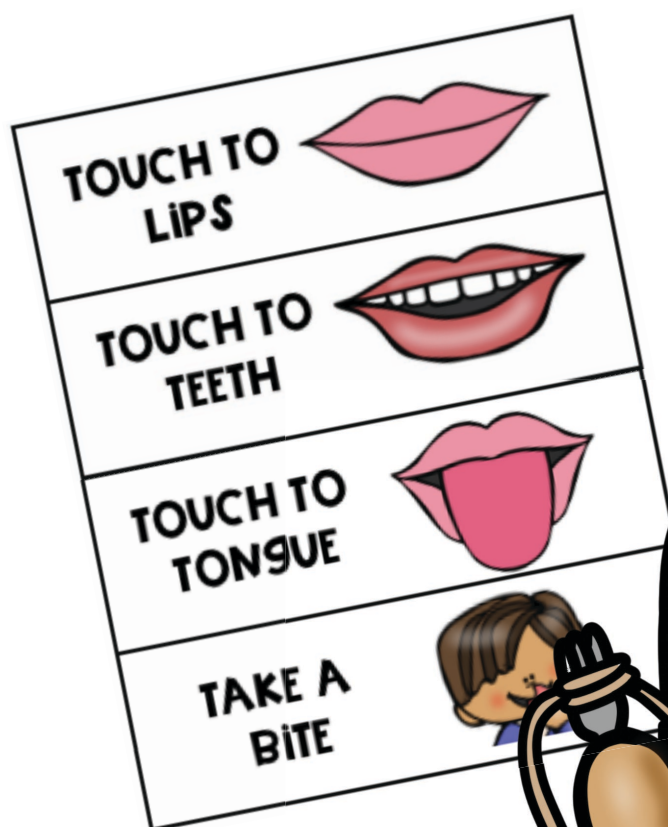



# VISUAL SUPPORTS


for introducing new foods  
to children with autism




**TOUCH TO  
LIPS**



**TOUCH TO  
TEETH**




**TOUCH TO  
TONGUE**




**TAKE A  
BITE**



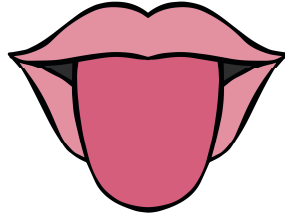
**TOUCH TO  
LIPS**



**TOUCH TO  
TEETH**




**TOUCH TO  
TONGUE**




**TAKE A  
BITE**




**TOUCH TO  
LIPS**



**TOUCH TO  
TEETH**




**TOUCH TO  
TONGUE**




**TAKE A  
BITE**




**TOUCH TO  
LIPS**



**TOUCH TO  
TEETH**




**TOUCH TO  
TONGUE**



**TAKE A  
BITE**



**TOUCH TO  
LIPS**



**TOUCH TO  
TEETH**




**TOUCH TO  
TONGUE**




**TAKE A  
BITE**




**TOUCH TO  
LIPS**



**TOUCH TO  
TEETH**



**TOUCH TO  
TONGUE**




**TAKE A  
BITE**







**TOUCH TO  
LIPS**



**TOUCH TO  
TEETH**




**TOUCH TO  
TONGUE**




**TAKE A  
BITE**



**TOUCH TO  
LIPS**



**TOUCH TO  
TEETH**




**TOUCH TO  
TONGUE**




**TAKE A  
BITE**




**TOUCH TO  
LIPS**



**TOUCH TO  
TEETH**




**TOUCH TO  
TONGUE**




**TAKE A  
BITE**



**TOUCH WITH  
FINGER**



**PUT ON PLATE**



**BITE FOOD &  
SPIT OUT**



**BITE FOOD &  
CHEW**




**BITE FOOD &  
SWALLOW**





**SMELL FOOD**




**if i DON'T WANT THE FOOD, i CAN  
PUT it in THE ALL DONE BOWL**





**NOT ON THE FLOOR**



**if i DON'T WANT THE FOOD, i CAN  
PUT IT ON THE ALL DONE PLATE**



**NOT ON THE FLOOR**





# FREE RESOURCE TERMS OF USE

## YOU MAY...



- Use this item and make copies for your own students & families on your caseload
- Share this resource by providing the link to the free product to your friends and colleagues or emailing it to parents
- Email me pictures of this resource in use at [autismlittlelearners@gmail.com](mailto:autismlittlelearners@gmail.com) to be featured on my social media posts!

## YOU MAY NOT...

- Post this resource online as a pdf for others to download without including a link to the Autism Little Learners website or store
- Modify and sell this resource to others
- Post as your own

## CLIPART CREDIT...

Thank you to these amazing clip artists for their talent!



# INFORMATION

## CONNECT WITH ME...



## EARN CREDITS...


Don't forget to leave feedback in order to receive credits for further TPT purchases! I absolutely love hearing from you!

## FOLLOW ME...

Follow the Autism Little Learners store on TpT to get notified about the latest resources!

★ Tap the green star to follow! ★

## YOU MAY ALSO LIKE THESE...



## THANK YOU!

I'm so appreciative of your support!



♥ **taraTUCHEL**  
Speech/Language Pathologist